



Portable Air Operated Original Container Sets: ATF - oil - fluid

ATF

Model 203 (Shown with model 1303 cart - order extra) 
 PumpMaster-2 system for 16 gal. open top drum. Includes:

- Model 206: 3:1 ratio basic pump with cover mounting adapter.
- Model 1936: Deluxe drum cover for 16 gal. drum.
- Model 846: 5' medium pressure fluid hose 1/2" NPTM both ends.
- Model 2165: Electronic metered control handle (ATF).
- Model 930: Quick air coupler 1/4" NPTF.
- Model 931: Quick air nipple 1/4" NPTM.
- Model 1956: Pump to hose connector 3/4" NPTM x 1/2" NPTF.

Oil, fluid

Model 205 (Shown with model 1312 deluxe base - order extra) 
 PumpMaster-2 system for 16 gal. open top drum. Includes:

- Model 206: 3:1 ratio basic pump with cover mounting adapter.
- Model 1936: Deluxe drum cover for 16 gal. drum.
- Model 846: 5' med. pressure fluid hose 1/2" NPTM both ends.
- Model 2161: Electronic metered control handle (oil).
- Model 930: Quick air coupler 1/4" NPTF.
- Model 931: Quick air nipple 1/4" NPTM.
- Model 1956: Pump to hose connector 3/4" NPTM x 1/2" NPTF.

Model 207 (Not shown)

PumpMaster-2 system for 16 gal. bung type drum. Includes:

- Model 206: 3:1 ratio basic pump with cover mounting adapter.
- Model 846: 5' med. pressure fluid hose 1/2" NPTM both ends.
- Model 2161: Electronic metered control handle (oil).
- Model 930: Quick air coupler 1/4" NPTF.
- Model 931: Quick air nipple 1/4" NPTM.
- Model 1956: Pump to hose connector 3/4" NPTM x 1/2" NPTF.

Model 209

PumpMaster-2 system for 55 gal. bung type drum. Includes:

- Model 208: 3:1 ratio basic pump with 2" bung bushing adapter.
- Model 846: 5' med. pressure fluid hose 1/2" NPTM both ends.
- Model 2161: Electronic metered control handle (oil).
- Model 930: Quick air coupler 1/4" NPTF.
- Model 931: Quick air nipple 1/4" NPTM.
- Model 1956: Pump to hose connector 3/4" NPTM x 1/2" NPTF.

Model 211

Special PumpMaster-2 mobile oil caddy for 55 gal. drum. Includes:

- Model 209: PumpMaster-2 system for 55 gal. bung type drum.
- Model 1305: Heavy duty 3 wheel platform truck.
- Model 1428: ReelMaster H.D. hose reel 30' x 1/2" med. pressure hose.
- Model 1399: Reel Mounting Plate

Model 211-A (Not Shown)

Same as Model 211, except includes deluxe drum cover for 55 gal. open type drum.

Model 203



Model 205



Model 209



Model 211

Portable Hand Operated Original Container Sets: gear lube, ATF, fluids



Model 1081



Model 1082



Model 1021



Model 1022

Gear Lube - Extra Heavy Duty

Model 1081 (Shown with model 1312 Deluxe base - order extra)

Extra heavy duty hand operated metered gear lube unit for 16 gal. open top drum. Adjustable volume and pressure. Includes:

Model 1008:	Hand operated pump with cover mounting adapter.
Model 1936:	Deluxe drum cover for 16 gal. drum.
Model 731310:	5' fluid hose assembly with shut off valve.
Model 1136:	Curved outlet nozzle.
Model 2102:	Electronic meter.

Model 1083 Non-metered model (Not shown)

Same as 1081 except, less model 2102 meter.

ATF - Extra Heavy Duty

Model 1082 (Shown with model 1312 Deluxe base - order extra)

Extra heavy duty hand operated metered ATF unit for 16 gal. open top drum. Adjustable volume and pressure. Includes:

Model 1008:	Hand operated pump with cover mounting adapter.
Model 1936:	Deluxe drum cover for 16 gal. drum.
Model 731310:	5' fluid hose assembly with shut off valve.
Model 1135:	Flex hose outlet.
Model 2100:	Electronic meter.

Model 1084 Non-metered model (Not shown)

Same as 1082 except, less model 2100 meter

Gear Lube - HD

Model 1021 (Shown with model 1304 band dolly - order extra)

H.D. 2:1 ratio hand operated metered gear lube unit for 16 gal. open top drum. Includes:

Model 1000:	Hand operated pump with cover mounting adapter.
Model 1936:	Deluxe drum cover for 16 gal. drum.
Model 731310:	5' fluid hose assembly with shut off valve.
Model 1136:	Curved outlet nozzle.
Model 2102:	Electronic meter.

Model 1023 (Not shown)

Same as 1021 except, less model 2102 meter

ATF - HD

Model 1022 (Shown with model 1304 band dolly - order extra)

H.D. 2:1 ratio hand operated metered ATF unit for 16 gal. open top drum. Includes:

Model 1000:	Hand operated pump with cover mounting adapter.
Model 1936:	Deluxe drum cover for 16 gal. drum.
Model 731310:	5' fluid hose assembly with shut off valve.
Model 1135:	Flex hose outlet.
Model 2100:	Electronic meter.

Model 1024 (Not shown)

Same as 1022 except, less model 2100 meter.

Standard Duty

Model 1011 (Shown with model 1304 band dolly - order extra)

Standard duty hand operated, non-metered, multi-fluid dispenser for 16 gal. open top drum. Includes:

- Model 1001: Hand operated pump with cover mounting adapter.
- Model 1936: Deluxe drum cover for 16 gal. drum.
- Model 731210: 5' fluid hose assembly with curved nozzle.

Model 1013 (Not Shown)

Same as Model 1011 except, less Model 1936 drum cover (includes bung bushing).

Deluxe Portable Cabinet Sets: grease, gear lube, ATF, fluids

Grease

Model 397

PumpMaster-3 Deluxe system for 120 lb. drum. Includes:

- Model 302: 55:1 ratio pump with mounting adapter.
- Model 398: Deluxe cabinet and deluxe heavy duty base.
- Model 871: 5' high pressure grease hose 1/2" 27 (f) both ends.
- Model 1115: High pressure control handle with "z" swivel.
- Model 930: Quick air coupler 1/4" NPTF.
- Model 931: Quick air nipple 1/4" NPTM.

Model 395

PumpMaster-3 Deluxe system for 35 lb. pail. Includes:

- Model 300: 55:1 ratio pump with mounting adapter.
- Model 396: Deluxe cabinet and deluxe heavy duty base.
- Model 871: 5' high pressure grease hose 1/2" 27 (f) both ends.
- Model 1115: High pressure control handle with "z" swivel.
- Model 930: Quick air coupler 1/4" NPTF.
- Model 931: Quick air nipple 1/4" NPTM.

Gear Lube

Model 287

PumpMaster-2 Deluxe system for 16 gal. drum. Includes:

- Model 206: 3:1 ratio air operated fluid pump.
- Model 398: Deluxe cabinet and deluxe heavy duty base.
- Model 846: 5' fluid, 1/2" hose, 1/2" NPTM both ends.
- Model 2163: Electronic metered control handle.
- Model 1363: Pump to hose connector.

Model 1097 (Not shown)

Same as Model 1099 hand operated unit, except has pint electronic meter and curved nozzle with anti-drip tip.

ATF

Model 1099

Extra H.D. hand operated deluxe metered system for 16 gal. drum. Includes:

- Model 1008: Hand operated pump with cover mounting adapter.
- Model 398: Deluxe cabinet and deluxe heavy duty base.
- Model 731310: 5' fluid hose assembly with shut off valve.
- Model 1135: Flex hose outlet.
- Model 2100: Electronic meter.

Model 289 (Not shown)

Same as model 287 air operated unit, except has 2161 electronic metered control handle.

Model 1011



Model 397



Model 395



Model 287



Model 1099

Mobile waste oil drains are used for gravity collection of motor oil and gear oil as well as other automotive, non-aggressive, A-III class fluids. Drains can be used under vehicle lifts or inside lubrication pits.

All drains include a 5 gallon capacity, height adjustable oversized extension collection bowl for a wider reach, and an antisplash screen. All units are equipped with a level gauge.



Model 3723

Mobile waste oil drain 27 gallon capacity. Unit includes a gravity drain at the bottom of the tank where a hydraulic dry break connector can be fitted for discharging it using a discharge pump kit.

Model 3724

Mobile waste oil drain. 27 gallon capacity, low-pressure discharge. The unit is discharged through a 6.5 foot discharge hose pressurizing the tank at 0.5 bar with a tire inflator. The unit includes a safety valve for avoiding overpressure of the tank.

Note: For a fast and efficient suction of waste oil, the oil must be warm (70°/80° C). Do not use with brake fluids, fuel, flammable or corrosive fluids of any kind.



Standard Units

Standard units are the same high quality workmanship and material as deluxe units, except standard in design with 18 gallon tanks and a large 5 gallon bowl.

Model 3733

Portable 18 gallon drain, manual drain valve. Dry Break connector can be fitted for use with a pump evacuation unit.

Model 3734

Portable 18 gallon air evacuation drain. Unit has built in safety valve to prevent over pressurization of the tank. Shop air is used and unit is emptied through a 6.5 foot discharge hose.

PRODUCTS DESIGNED FOR A SENSITIVE ENVIRONMENT

Traditional Used Oil Drain Units

The used oil units in this page are traditional gravity units, but designed for quick conversion to pump operated evacuation.



Model 1336

Model 1343

Model 1336

Low profile drain. Special low profile with swing arm funnel tray. Allows easy positioning for hard to access drain plugs. Ideal for motorcycle, marine, off-road, lawn, farm and in-plant use. Holds 10 gals. Air discharge to empty unit. Drain tray adjusts from 29" to 37" high.

Model 1343

5 Gal. Oil Drain, Telescopic Tube, Heavy Duty 12" steel bowl. Extends to 65"

Model 1347

Deluxe 17", 5 gallon funnel with drain tube, dipstick and 2" bung bushing adapter. (Fits 16 gal. Bung type Drum not included).

Model 1349 (Not shown)

Deluxe 17", 5 gallon funnel with drain tube, dipstick and 16 gallon drum cover. (Drum not included).

Model 1351

Model 1351

Includes model 1349 plus 16 gallon drum with special anti leak lip. Includes petcock drain, dipstick and band dolly. Extends to 65"

Model 1351-2 (Not shown)

Same as model 1351 except, with model 1312 deluxe base.



Model 1347

Model 1352

Heavy duty deluxe 28 gallon used oil wagon. Only 9" high. Built in baffles and splash deflectors. H.D. 14 gauge construction. Recessed shelf for draining filters. 6" H.D. wheels. Empties quickly, 3/4" drain valve. Easily connected to a pumping system for evacuation.

Model 1353

Same as 1351 except less petcock, plus external mounted riser tube with dry break nipple for pump operated evacuation.

Model 1355

Heavy duty rolling pit drain. Holds 34 gallons. Anti-splash screen. Accommodates 31 1/2" - 49 1/2" opening. Dimensions: 28" W x 24" L x 12" H.

Model 1356 (Not shown)

Hook up kit for 1355 with short nipple, quarter turn ball valve, camlock coupler and dust cap.

Model 1360

Heavy duty pedestal type drain. Extends to 78". Includes heavy duty deluxe 17", 5 gallon bowl. Order 1361 valve adapter extra.

Model 1361

Valve opening adapter for use with pedestal drain. 2" male bung threads

Model 1353



Model 1355



Model 1352



Model 1361



Model 1360

Deluxe Suction Models

Discharge is carried out through a 6.5 foot discharge hose pressurizing the unit at 0.5 bar using a tire inflator.

All units are equipped with a level gauge, vacuum gauge and suction probes and connectors kit.

Model 3726

Mobile waste oil suction unit, 27 gallon capacity. Ideal use with all type of passenger cars, trucks, tractors, aircrafts, boats, etc.

Model 3721

Mobile waste oil suction unit, 27 gallon capacity. The unit includes a 10 quart transparent chamber that can be used as a vacuum reservoir and allows an immediate inspection of the waste oil sucked out.

Model 3725

Combined waste oil suction and drain unit, 27 gallon capacity. Ideal use with all type of passenger cars, trucks, tractors, etc.

Model 3720 (Not Shown)

Mobile waste oil suction unit, 27 gallon capacity. The unit includes a 10 quart transparent chamber that can be used as a vacuum reservoir and allows an immediate inspection of the waste oil sucked out.

Standard Suction Models

Model 3736

Portable 18 gallon pressurized evacuation unit for suction of used oil. Complete with fill gauge, vacuum gauge, suction wands and connectors kit.

Model 3735

Portable 18 gallon combination used oil evacuation unit and gravity drain unit.

Model 1330

Portable oil evacuation unit. 6 1/2 Gal. unit. Air operated vacuum pump with no moving parts. Includes suction wand kit.

Pressurized Dispensers

Model 1327

Portable air pressurized unit for Gear Lube and other fluids. No hand pumping required. Ideal for remote services, on the job site, outside the garage, or anywhere an air supply is unavailable. ASME type 20 gallon tank with sight gauge and quick connect air coupler. 5' clear visible dispensing hose. 2162 electronic metered fluid control handle with model 1128 one does all outlet.

Model 1322

Same as 1327 except 6 1/2 Gal. tank size.

Model 1320

Same as 1322 except with Non-metered Gear Lube Handle

Model 3726



Model 3725



Model 3721



Model 3735



Model 3736



Model 1330



Hand Operated Bucket Pumps

Heavy Duty Original Container Units

Model 1984

Heavy duty hand operated high pressure (5,000 PSI) grease pump unit. Fits 35 lb. pail. Complete with pump, cover, 5' hose, pipe with coupler, carry handle and follower plate.

Model 1986

Heavy duty hand operated gear lube pump unit. Fits 5 gallon pail. Complete with pump, cover, 5' hose, curved pipe with anti-drip tip.

Model 1988

Heavy duty hand operated filler pump unit. Fits 35 lb. pail. Complete with pump, cover, filler valve, dust cap and follower plate.

Model 1991

Heavy duty hand operated bearing packer fits 35 lb. pail. Complete with pump, cover, packer, dust cap and follower plate.



Model 1986

Model 1984

Heavy Duty Self Contained Units

Model 1995

Lever action oil pump. Oval shaped 4 1/2 gallon steel container with foot rest. Solid construction. Includes 5' oil hose and curved nozzle.

Model 1996

High pressure 6,000 PSI lever action grease pump. Oval shaped 4 1/2 gallon steel container with foot rest. Includes 7' grease hose and hydraulic coupler. Adjustable pressure and volume.



Model 1991

Model 1988

Special Dispenser

Model 1999

High pressure 7,000 PSI, foot operated grease pump, spring loaded for heavier greases. Cast iron pump body and precision finished pump mechanism with spring follower plate. Includes air bleeder valve, 7' grease hose, hydraulic coupler and 2 1/2 lb. steel container.



Model 1995

Model 1996



Model 1327

Model 1322

Model 1320




Model 1999

Portable Carts

Trucks - Dollies - Bases



Model 1303



Model 1301


Model 1302



Model 1304



Model 1312



Model 1306



Model 1305

Model 1301

2 wheel dolly - for 35, 50 and 120 lb. drums

Model 1302

Band type dolly for 35 lb. pail

Model 1303

3 wheel cart - for 120 lb. drums

Model 1304

Band type dolly for 120 lb. pail

Model 1305

Heavy duty 3 wheel platform truck for 55 gallon drum. Swivel wheel with locking brake.

Model 1399 (not shown)

Mounting Plate required to mount hose reel to model 1305 truck

Model 1306

X-frame type dolly for 400 lb. drum

Model 1312

Deluxe portable base for 120 lb. drum

Medium Pressure Non-Metered Control Handles

H.D. High Volume Type

Swivel ¹

Outlets - Medium Pressure



Model 1134



Model 1171



Model 1130



Model 1173

Model 1131



Model 1135

Model 1139



Model 1128



Model 1141

Model	Service	Threads
1128	Multifluid, One-does-all w/manual tip	1/2" NPTM
1131	Gear oil pipe w/elbow & anti-drip tip	1/2" NPTM
1135	Flex ATF hose w/anti-drip tip	1/2" NPTM
1139	Curved pipe w/semiautomatic drip tip	1/2" NPTM
1141	Straight pipe w/semiautomatic drip	1/2" NPTM
1126	Same as 1128 except semi-auto tip	1/2" NPTM
1133	Same as 1139 except manual drip tip	1/2" NPTM
1137	Manual anti-drip tip	1/4" NPTF
1138	Semiautomatic drip tip	1/4" NPTF

Model 1192 (not shown)

High volume handle with swivel outlet pipe, and anti-drip tip.

¹ Includes model 1127 5/8" M x 1/2" F H.D. Ball-Bearing swivel. (Fits Samson handles only)

Universal In-Line Meters

ELECTRONIC

OVAL GEAR IN-LINE METER WITH DIGITAL DISPLAY. Meter is powered by 2 x AAA 1.5 volt alkaline batteries which are easy to replace and has two separate displays, a resettable 4 digit batch display and a non-resettable totalizer. The meters are factory calibrated but they can be very easily calibrated by the user for increasing the meter accuracy. Maximum working pressure: 105 bar (1500 psi). Oil output range: 5 to 20 liters per minute (1.3 to 5.25 gallons per minute). Fluid inlet / outlet threads: 1/2" (F) inlet and outlet

Model 2100

Electronic Quarts (Totals in Gallons)

Model 2101

Electronic Liters (Totals in Liters)

Model 2102

Electronic Pints (Totals in Gallons)

STANDARD MECHANICAL



ELECTRONIC



MECHANICAL

Mechanical oscillating piston for measurement of SAE 5 to SAE 240. Adaptable for a variety of Applications. 1/2" (F) inlet and outlet.

Model 1196

Pint totalizing gear lube meter.

Model 1197

Quart totalizing oil meter.

Model 1198

Liter totalizing fluid meter.

Model 1199

Gal. totalizing anti-freeze meter.

Standard Metered Control Handle (Mechanical Meters)



Model 1140



Model 1144



Model 1146, 1172



Model 1174



Model 1152, 1153, 1154, 1155 (Pre-sets)

Standard High Volume Type Metered Control Handle

Model	Service	Metered	Outlet	Swivel 1
1140	Gear	Pint	1131	Pipe w/elbow
1144	ATF	Quart	1135	Flex hose
1146	Oil	Liter	1141	Outlet Pipe
1172	Oil	Quart	1141	Outlet Pipe
1174	Multi-fluid	Quart	1128	One-does-all

Pistol Grip Type Metered Control Handle

Model	Service	Metered	Outlet	Swivel 2
1152	60 Quart motor oil	Pre-set	1141	Outlet Pipe
1153	60 Gallon motor oil	Pre-set	1141	Outlet Pipe
1154	16 Quart motor oil	Pre-set	1141	Outlet Pipe
1155	Liter motor oil	Pre-set	1141	Outlet Pipe

1 Includes model 1127 5/8" M x 1/2" F H.D. Ball-Bearing swivel. (Fits Samson handles only)

2 Includes model 1129 1/2" M x 1/2" F Standard swivel.

SAMSON'S 2100 SERIES ELECTRONIC METER

the SMARTONE from SAMSON

Model 2161

Complete with meter, ball-bearing swivel and rigid outlet 1139.



Model 2162

Complete with meter, ball-bearing swivel and multi-outlet 1128.



Model 2163

Complete with meter, ball-bearing swivel and gear oil outlet 1131.



Model 2165

Complete with meter, ball-bearing swivel and flex-hose outlet 1135.



Note: When set in quarts, pints, gallons, meter totals in gallons. When set in liter meter totals in Liters.

Technical Specifications

Accuracy	+0.5% (+0.01% with field calibration)
Flow Range	1.0 to 25.0 ltr/min — 0.25 to 8 gal/min
Operating Pressure Range	0.5 to 100 Bar — 8 to 1500 PSI
Operating Temperature	0° to 80° C — -10° to 176°F
Inlet	1/2" (F)
Outlet	1/2" (F)
Battery	2 x 1.5v AAA Alkaline
Fluid Compatibility	Mineral and synthetic lubricants Up to 140 SAE
Warranty	5 years

- ★ Patented electronic circuit board for today's high quality demands. Precision engineered oval gears with 200 pulses per unit of measurement.
- ★ Uses standard AAA 1.5 volt alkaline batteries - available anywhere.
- ★ Battery replacement from top of the meter - no need to take meter apart. Memory remains intact indefinitely when replacing batteries.
- ★ Simple infield memory calibration - no calculations or disassembling of the meter are required.
- ★ Flange coupled and sealed to the control valve. No adapters or fittings to leak. (moisture proof)
- ★ Large (quarts) batch display, resetable after each use. Permanent, non-resetable totalizer (gallons) for reliable inventory control.

5 YEAR WARRANTY

Electronic meter is programmable by the user to dispense in quarts, pints, liters, and gallons.

Electronic Preset Meter



Model 2199
Electronic Preset with 1141 outlet pipe and 1/2" (F) inlet a swivel.

The Electronic Preset Meter is designed specifically to meter and dispense bulk fluids for servicing automobiles, trucks, buses, construction equipment, and similar applications. The meter is lightweight, rugged and has a comfortable grip. The meter is designed specifically to dispense motor oils (S.A.E./ 5-50), gear oils (S.A.E. 80-240), automatic transmission fluid, antifreeze (Ethylene Glycol) solution, and Hydraulic fluid.

A rugged, shock-resistant plastic cover similar to that used for power tools protects the meter.

OPERATION

The unit is programmed by the user to dispense in quarts, liters, pints, and gallons. You can program any unit of measure in a matter of seconds. A 5-digit liquid crystal display, accurate to the second decimal point, shows the exact amount of fluid dispensed. Uses 4 replaceable AAA batteries and is calibrated at the factory. The meter can also be recalibrated easily in the field.

High Pressure Control Handles



Model 1122



Model 1109



Model 1113



Model 1115



Model 1120



Model 1104



Model 1124



Model 1177



Model 411103

Model	Inlet	Swivel	Outlet	Coupler
1113	1/4" NPTF	No	1120	1124
1115	1/4" NPTF	1104	1120	1124
Swivels & Outlets - High Pressure				
Model	Type	Threads		
1104	"Z"	1/4" NPTM x 1/2" -27M		
1108	Straight	1/4" NPTM x 1/2" -27M		
1105	"Z"	1/4" NPTM x 1/4" NPTF		
1109	Straight	1/4" NPTM x 1/4" NPTF		
1120	Curved outlet pipe	1/8" NPTM		
1122	1120 with 1124 H.D. hydraulic coupler	1/8" NPTM		
1124	H.D. 3 jaw hydraulic coupler (Air power equipment only)	1/8" NPTF		

High Pressure Grease Meter

- 1177 Heavy duty high pressure grease control handle with digital meter. Includes Z-swivel, HP wire braid flex hose and HP grease coupler. Ergonomic design for comfortable and smooth operation.
- 411103 Heavy duty high pressure digital display electronic grease meter. Measures in ounces. Easy to replace (2) AAA batteries. 1/8" FPT inlet and outlet. Flow rate is 36 oz./min. Max working pressure is 500 bar (7100 psi). Burst pressure is 1000 bar (14200 psi).

Lever type



The tough high pressure cast iron head makes Pro-Master Grease Guns unique in comparison to common pot metal or other die cast heads with a head burst pressure of 17,000 PSI (1200 Bar).

Easy to maintain original pressure and delivery under the hardest working conditions. Delivers .1 ounce per stroke with 7,100 PSI counter pressure.

Heavy duty knurled steel barrel with large threads for easy loading.

Locking follower rod, heavy duty spring, heavy duty beveled rubber follower, no conversion needed for various filling.

Use standard 14 oz. cartridge or 16 oz. bulk grease.

Model 1200

Standard Series

- Heavy duty cast iron head, with port for optional filler nipple.
- Curved outlet pipe and coupler with ball check and hardened jaws.
- Heavy duty barrel with large threads and o'ring seal.
- Heavy duty rod, spring and follower.
- Rugged baked enamel finish.

Model 1200



Model 1205

Deluxe Series

Has all the features of model 1200 plus:

- Filler nipple for 3-way loading.
- Vinyl handle grip.

Model 1205



Model 1206 (Not shown)

Same as 1205 except with flex hose instead of outlet pipe.

Model 1210

Professional Series

Has all the features of Model 1205 plus:

- Variable stroke cast iron head.
- Air bleeder valve.
- Removable valve checks for ease of maintenance.
- Metallic baked finish.
- Zinc plated lever handle and linkage.

Model 1210



Model 1212 (Not shown)

Professional Series

Has all features of Model 1210 plus:

- 360° adjustable outlet pipe, locks in any position.

Suction gun

Model 1225

Professional Series

- Clear vinyl flex hose with removable holding clip.
- Heavy duty, double lipped follower.
- Heavy duty 16 oz. capacity, knurled barrel.
- Large positive pull handle.
- Metallic baked finish.

Model 1225



Pistol type

Model 1220



Model 1220

Deluxe Series

- Heavy duty high pressure cast iron head.
- Straight outlet pipe and coupler with ball check and hardened jaws.
- Head has port for optional filler nipple.
- Heavy duty barrel with large threads and o'ring seal.
- Heavy duty rod, spring and follower.
- One hand action for hard to reach fittings.
- Positive vinyl handle grip.
- Rugged baked enamel finish.

Model 1221 (Not shown)

Same as 1220 except with flex hose instead of outlet pipe.

Model 1222



Model 1222

Professional Series

Has all the features of Model 1220 Plus:

- Removable valve checks for ease of maintenance.
- Air bleeder valve.
- Filler nipple for 3-way loading.
- Metallic baked finish.
- Zinc plated handle and linkage.

Model 1227 (Not shown)

Same as 1222 except with flex hose.

Air operated

Model 1230



Model 1230

Standard Series

- 40 to 1 ratio air motor
- Filler nipple for 3-way loading
- Air bleeder valve
- Curved outlet pipe and coupler
- Baked enamel and zinc plate finish

Model 1233



Model 1233

Professional Series

- 60 to 1 ratio air motor
- Combination bleeder valve and filler nipple
- 3-way loading
- Heavy duty rod, spring and follower
- Curved outlet pipe and coupler with ball check and hardened jaws
- Heavy duty barrel with large threads and o'ring seal
- Metallic baked finish

Model 1235




Model 1235

Special Industrial Series

- 60 to 1 ratio air motor
- Unique, exclusive air powered follower plate, ideal for heavy greases
- Large 33 1/2 oz. capacity heavy duty knurled barrel
- Filler nipple for 2-way loading
- Wire braid flex hose extension and coupler with hardened jaws
- Metallic baked finish


Quick air couplers and nipples



Model	Description	
930	Swivel coupler - 1/4" FPT	A
931	Insert nipple - 1/4" MPT	A
933	Insert nipple - 1/4" FPT	A
935	Insert nipple - 1/8" MPT	A
938	Swivel coupler - 3/8" FPT	I
940	Swivel coupler - 1/2" FPT	I
941	Insert nipple - 3/8" MPT	I

Model	Description	
943	Insert nipple - 3/8" FPT	I
945	Insert nipple - 1/2" MPT	I
947	Insert nipple - 1/2" FPT	I
950	Swivel coupler - 1/4" FPT	LS
951	Insert nipple - 1/4" MPT	LS
953	Insert nipple - 1/4" FPT	LS

Brass pump oilers




Model	Description
2351	7 1/2" funnel, flex-spout, filter, anti-splash rim, fingergrip
2352	Large heavy duty funnel with regular filter
2353	Large heavy duty funnel with diesel filter
2377	5 quart flex-spout measure, quart and liter calibration

Plastic funnels and measures



Model	Description
2309	1/2 pint brass pump, steel can, flex spout
2311	1 pint brass pump, steel can, flex spout
2313	1 1/2 pint brass pump, steel can, flex spout
2315	1 quart brass pump, steel can, flex spout

Grease Whip hose Wire braid hose,
3000 PSI working, 12,000 PSI burst



Model	Description
1260	12" length - 1/8" NPTM both ends
1262	18" length - 1/8" NPTM both ends
1264	24" length - 1/8" NPTM both ends
1229	18" whip hose with giant buttonhead coupler
1249	18" whip hose with giant buttonhead coupler and lock sleeve
1259	12" whip hose with 4 jaw narrow coupler
1269	12" whip hose with 4 jaw coupler and lock


H.D. high pressure machine oilers



Model	Description
2326	1 pint, heavy duty, high pressure, cast iron pump with filter screen, rigid spout
2328	1 1/2 pint heavy duty high pressure, cast iron pump with filter screen, rigid spout


Outlet pipes and couplers

For use with hand operated equipment only




Model	Description
1201	6" curved outlet pipe - 1/8' NPTM both ends
1202	6" curved pipe with 4 jaw narrow coupler
1203	6" straight outlet pipe - 1/8' NPTM both ends
1204	6" straight pipe with 4 jaw narrow coupler
1211	6" curved pipe with 4 jaw coupler with 360° adjustable, lockable outlet nut
1223	3 jaw narrow coupler - 1/8" NPTF
1224	4 jaw narrow coupler - 1/8" NPTF

Buttonhead fittings



Model	Description
1290	Standard - 1/8" MPT
1291	Standard - 1/4" MPT
1292	Giant - 1/4" MPT
1293	Giant - 3/8" MPT

Air/Fluid service



Model	Description
1275	Air chuck - 1/4" FPT
1277	Inflator gauge - 1/4" FPT
1280	Water bibb - 1/4" FPT
1282	Air blow gun - 1/4" FPT

Barrel Pumps

Heavy duty, high quality hand operated transfer pumps. A selection of hand operated lever, lift, siphon and rotary models available for light, medium and heavier automotive, petroleum and industrial products.

Model 1240



Model 1240

Lever action barrel pump. Steel pump body, spout and telescopic suction tube. Die cast head, steel piston, brass rings nitrile rubber seals. Bung threads fits 15-55 gallon drums. Ideal for use with automotive and petroleum light lubricants and other non-corrosive fluids.

Model 1243



Model 1243

Same features as Model 1240 plus: A larger pump body with longer stroke piston. Has Viton® seals, useable with alcohols, detergents, solvents, oils and anti-freeze. Long curved removable steel spout with garden hose threads.

Model 1239



Model 1239

Quart stroke pump. Adjustable, for dispensing lubricating oils and other non-corrosive fluids. Aluminum casting with Delrin® molded piston. Bung threads, fit 15-55 gallon drum with telescoping suction tube. Swing return drain tube and lockable crank arm.

Model 1244



Model 1244

Lever action siphon pump. Design allows transfer by siphon once the pump has been primed, giving a continuous flow of two gal./min. Bung threads fits 15-55 gallon drums. With 3' clear delivery hose, metal nozzle and PVC suction tube. For anti-freeze, light mineral oil, diesel, detergent and other automotive and petroleum light fluids.

Model 1245



Model 1245

Rotary barrel pump. Heavy duty cast iron body, telescopic steel suction tube, adjustable bung fits 15-55 gallon drums. Dispenses fuel oils, kerosene, diesel fuel, oils and other light fluids.

Model 1247



Model 1247

Constructed of nylon, stainless steel and special packings. Fits 15-55 gallon drums with a 2-inch bung opening. Spout can be removed and special hose attached. Dispenses strong chemicals and solvents at approximately 8 oz. per stroke.